

UNICAMP

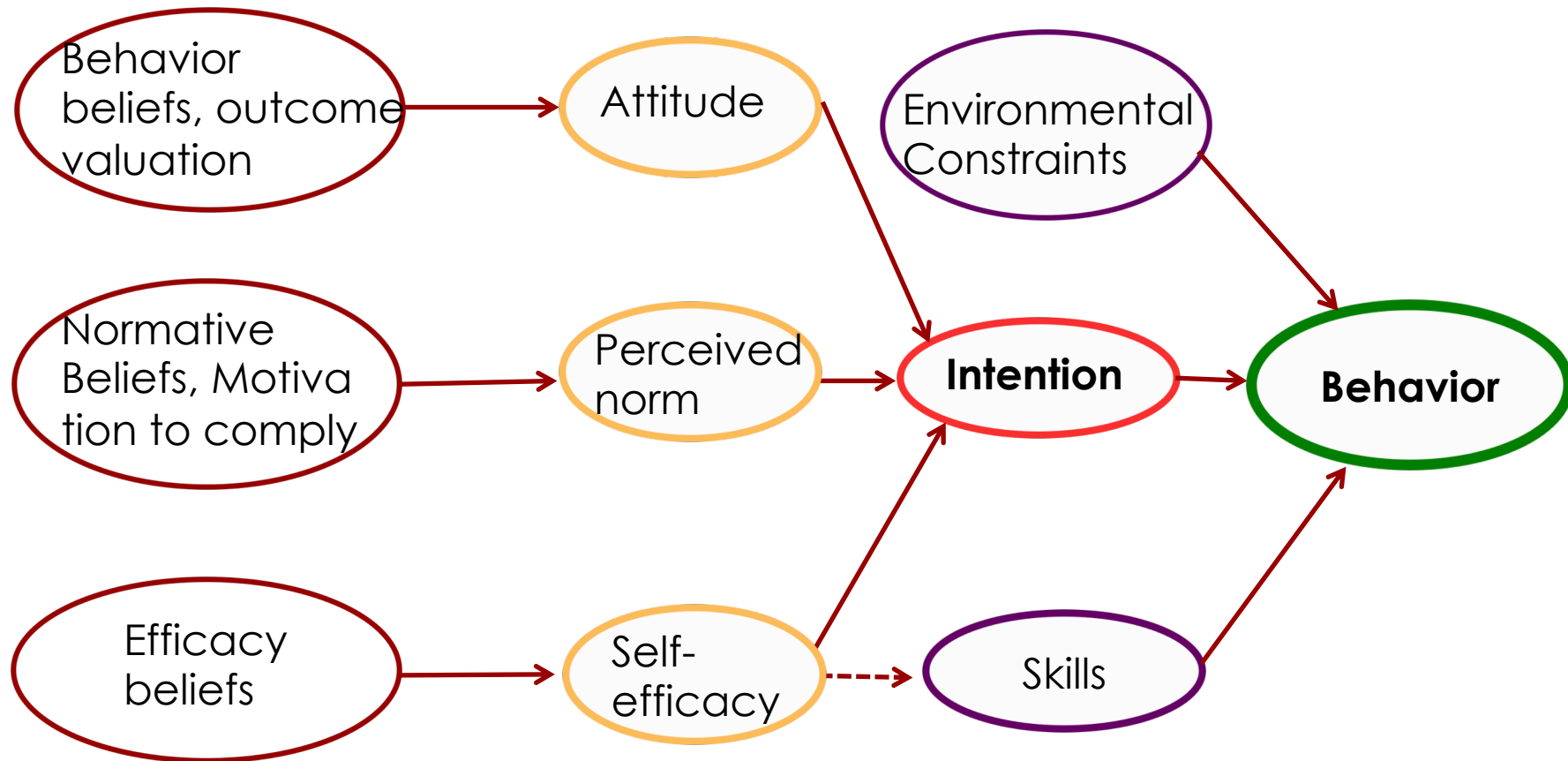
Adolescents' opinion on psychoactive substances and the relationship with their use



**Gabriela Nogueira Pavan, M.D., MSc¹; Luisa Ferreira
Roseli, BS Psych²; Lilia D'Souza-Li, M.D, PhD³**

**^{1, 3} Post-Graduate Program of Child and Adolescent Health, ;^{1, 2, 3}Center for
Investigation in Pediatrics, Faculty of Medical Science, University of Campinas -
UNICAMP Brazil. gabriela.pavan@gmail.com**

Integrative model of Behavior Prediction



Objective

- To evaluate the prevalence of substance use among adolescents and young adults and to compare their opinions about drugs with whether or not they use them.





Methods


- Cross-sectional observational study with participants of 10 to 24 years old attending a Primary Health Center.
- A substance use screening questionnaire containing the CRAFFT and an open question about their opinion on licit and illicit substances were applied. These responses were classified into two groups: anti-drugs opinion and a pro- or indifferent to-drug opinion.



Methods

- Subsequently all the answers were classified into 7 categories using key words: **Against** substance for **health** reasons, **moral** reasons, think of a **solution** to eradicate the use, as **unnecessary**, discussed the **consequences** of the use, **justified** the use, or were **indifferent or in favor** of the use. Some answers contained more than one category.
- To evaluate association between categorical variables χ^2 Test or Fisher's exact test were used.
- This project was approved by the local Research Ethics Committee.

Results: Comparison of who used and did not use SPA



Total = 253	Any use n=97 (38%)	No use n=156 (62%)
Mean age (\pm SD)	18.8 (\pm 3.0)*	15.9 (\pm 4.1)*
<15 years (n= 66)	7 (7.2)	59 (37.8)*
15 to 18 years (n= 68)	28 (28.8)	40 (25.6)
>18 years (n=119)	62 (64.0)*	57 (36.5)
Females (n=188)	67 (69)	121 (77)
Males (n=65)	30 (31)	35 (22)
Gave opinion on use (n=211)	80 (82.4)	128 (82)
Against SPA (n=184)	62 (64)	119 (76.3)*
In favor SPA/indifferent (n=27)	18 (22.5)*	9 (7.0)

Association of type of substance, gender and age



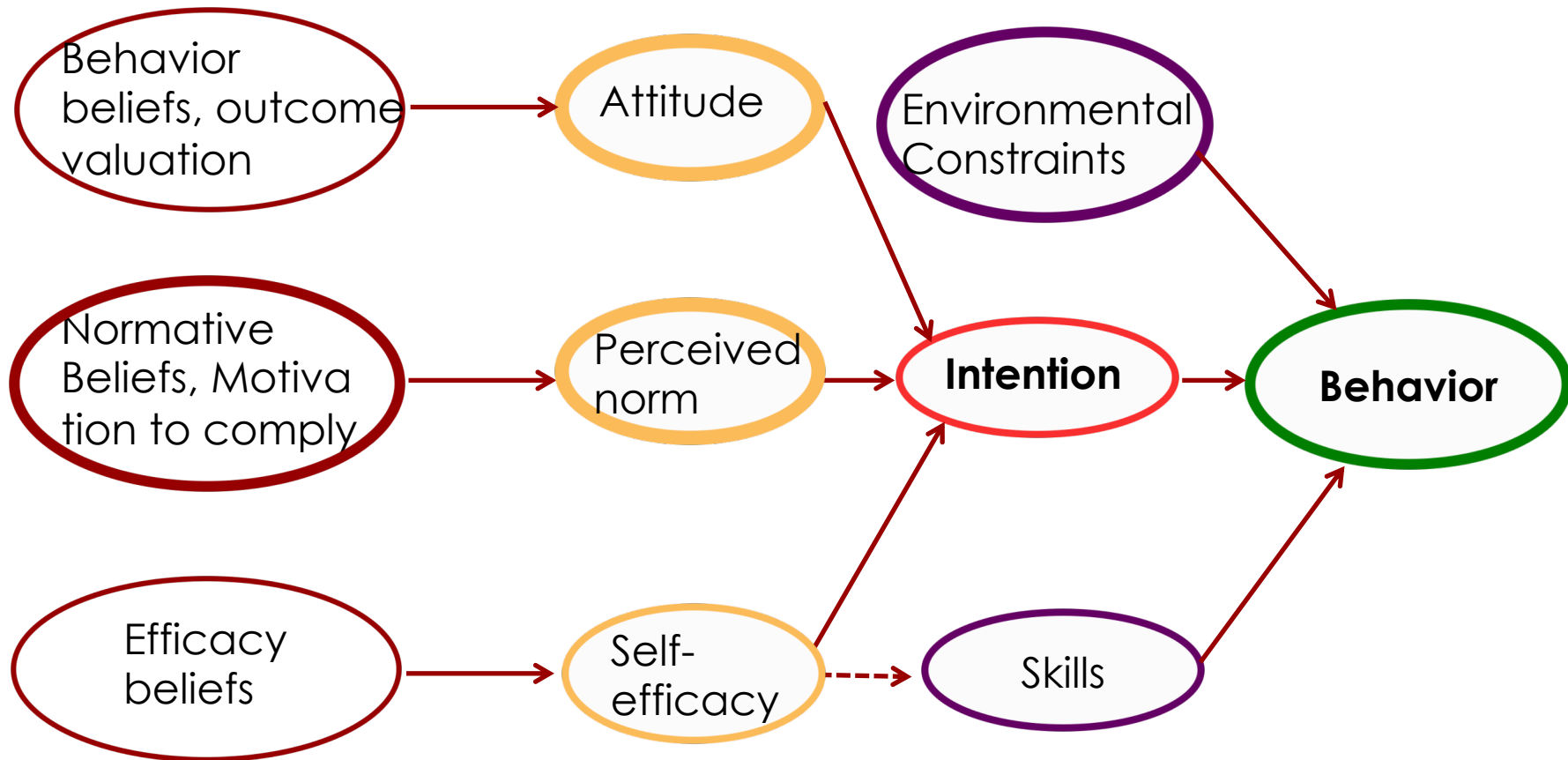
Total 97	Alcohol n=80 (83%)	Tobacco n=30 (31%)	Cannabis n=27 (27%)	Other subst n=14 (15%)
Female (n=67)	55 (69%)	22 (73%)	14 (52%)	7 (50%)
Male (n=30)	25 (31%)	8 (27%)	13 (48%)	7 (50%)
<18y (n=35)	30 (37.5%)	6 (20%)	10 (37%)	5 (36%)
≥18y (n=62)	50 (62.5%)	24 (80%)*	17 (63%)	9 (64%)

Reasons for being against substance use

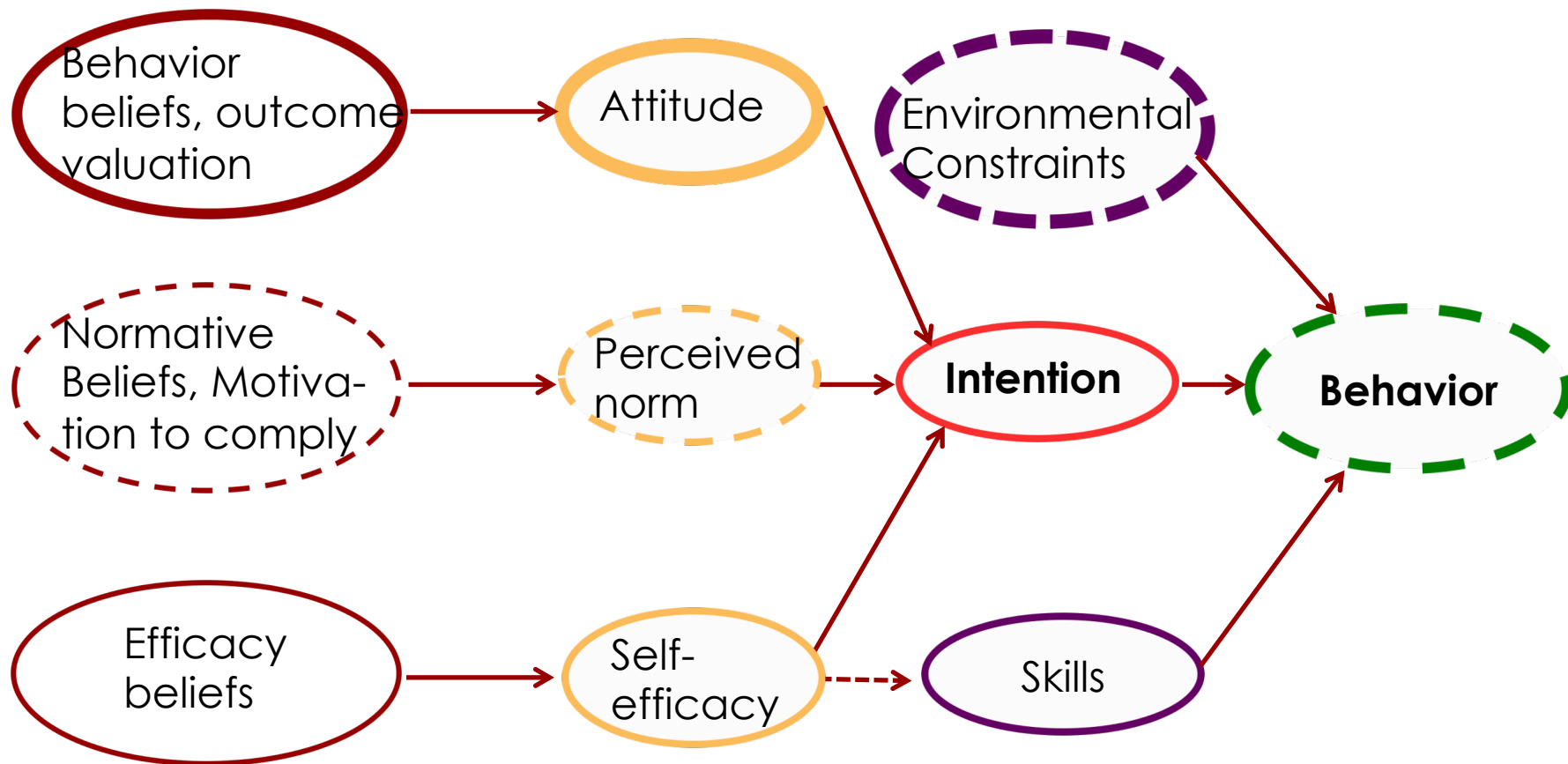


Total =211	Health n=69	Moral n=55	Justified n=28	Solution n=24	Consequences n=40	Unnecessary n=63
Female	56 (81%)*	43 (78%)	22 (79%)	16 (67%)	31 (77%)	42 (67%)
Male	13 (19%)	12 (22%)	6 (21%)	8 (33%)	9 (23%)	21 (33%)
≥18 years	30 (43%)	26 (47%)	12 (43%)	14 (58%)	25 (62%)*	30 (48%)
Used drugs (n=80)	26 (38%)	13 (24%)*	16 (57%)*	7 (29%)	16 (41%)	22 (35%)

Youth that do not use substance



Youth that use substance





Conclusion

- Most adolescents and young adults who have used a substance in the last 12 months presented an opinion contrary to substance use.
- This ambiguity already present in individuals suggests that they may be more easily convinced to stop using when working and intervening with them on this topic.

