

Q1 Personal information

Réponses obtenues : 34 Question ignorée : 0

Choix de réponses	Réponses	
Name (optional)	100,00%	34
Country	100,00%	34

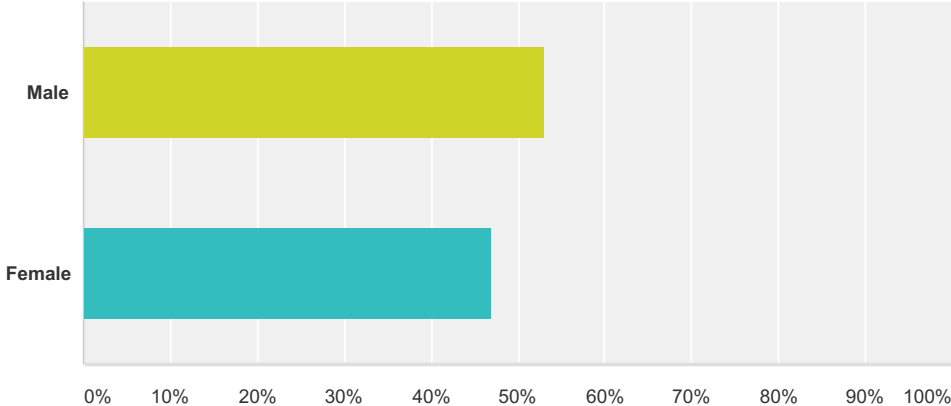
#	Name (optional)	Date
1	Sion Harris	14/10/2016 01:26
2	Sophie Baumann	04/10/2016 18:03
3	Paul Wallace	04/10/2016 07:43
4	LIDIA	03/10/2016 09:50
5	Diana Heggen Lauritzen	03/10/2016 08:24
6	Mihaela Alina Petrache	02/10/2016 14:03
7	Lynn Hernandez	30/09/2016 15:42
8	Eileen Kaner	29/09/2016 20:34
9	Optional but Required	29/09/2016 12:09
10	Matile P.-A	29/09/2016 11:05
11	db	29/09/2016 07:55
12	Marcin Wojnar	29/09/2016 06:45
13	Robert	29/09/2016 02:45
14	-	29/09/2016 02:29
15	Sven Andreasson	28/09/2016 20:16
16	fgfgf	28/09/2016 18:00
17	christopher	28/09/2016 16:22
18	Teresa Barroso	28/09/2016 16:12
19	Rod Watson	28/09/2016 15:55
20	maria lucia formigoni	28/09/2016 15:47
21	Anja Bischof	28/09/2016 15:18
22	Nick Heather	28/09/2016 14:46
23	Molly Magill	28/09/2016 14:39
24	xxx	28/09/2016 14:36
25	-	28/09/2016 14:34
26	optional	28/09/2016 14:32
27	Bonnet	28/09/2016 14:29
28	-	28/09/2016 14:29
29	L	28/09/2016 14:27
30	Raquel Paz Castro	28/09/2016 14:26
31	James Morris	28/09/2016 14:25
32	(optional)	28/09/2016 14:24

INEBRIA 2016 - Conference Evaluation

33	Aisha Holloway	28/09/2016 14:24
34	Gallus Bischof	28/09/2016 14:22
#	Country	Date
1	USA	14/10/2016 01:26
2	Germany	04/10/2016 18:03
3	UK	04/10/2016 07:43
4	sPAIN	03/10/2016 09:50
5	Norway	03/10/2016 08:24
6	Romania	02/10/2016 14:03
7	USA	30/09/2016 15:42
8	England	29/09/2016 20:34
9	USA	29/09/2016 12:09
10	Switzerland	29/09/2016 11:05
11	switzerland	29/09/2016 07:55
12	Poland	29/09/2016 06:45
13	Australia	29/09/2016 02:45
14	USA	29/09/2016 02:29
15	Sweden	28/09/2016 20:16
16	Switzerland	28/09/2016 18:00
17	sweden	28/09/2016 16:22
18	Portugal	28/09/2016 16:12
19	UK	28/09/2016 15:55
20	Brazil	28/09/2016 15:47
21	Germany	28/09/2016 15:18
22	UK	28/09/2016 14:46
23	USA	28/09/2016 14:39
24	Switzerland	28/09/2016 14:36
25	Spain	28/09/2016 14:34
26	South Africa	28/09/2016 14:32
27	France	28/09/2016 14:29
28	Switzerland	28/09/2016 14:29
29	USA	28/09/2016 14:27
30	Switzerland	28/09/2016 14:26
31	England	28/09/2016 14:25
32	Austria	28/09/2016 14:24
33	UK	28/09/2016 14:24
34	Germany	28/09/2016 14:22

Q2 Gender

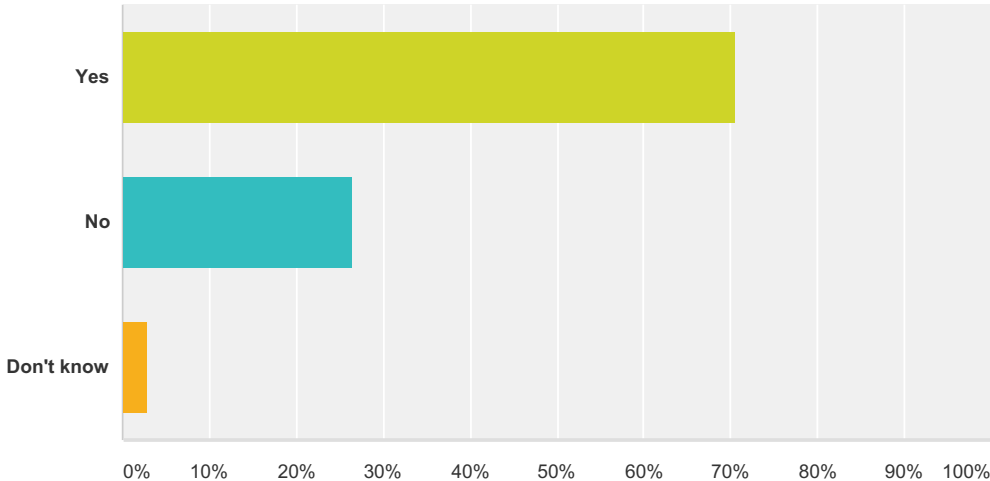
Réponses obtenues : 34 Question ignorée : 0



Choix de réponses	Réponses	
Male	52,94%	18
Female	47,06%	16
Total		34

Q3 Inebria Member

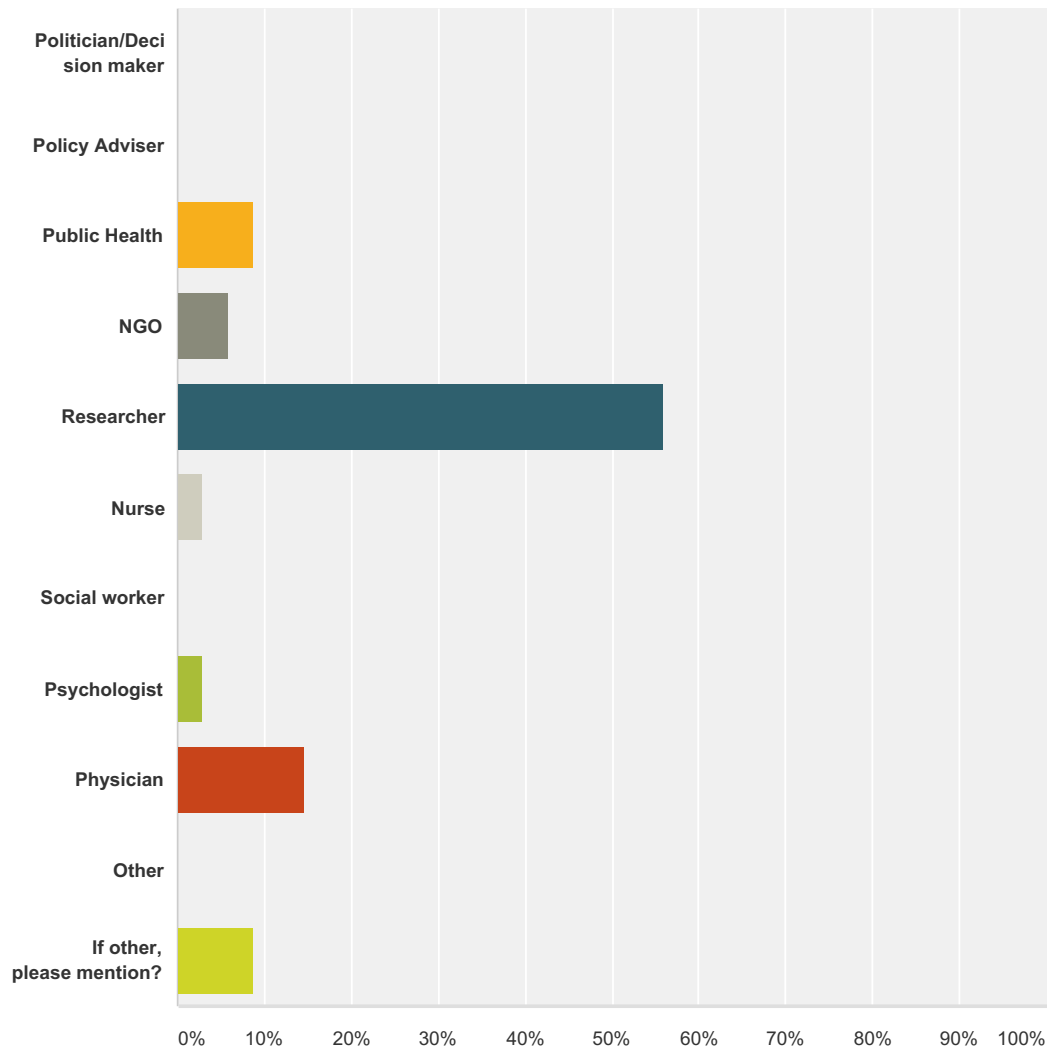
Réponses obtenues : 34 Question ignorée : 0



Choix de réponses	Réponses
Yes	70,59% 24
No	26,47% 9
Don't know	2,94% 1
Total	34

Q4 Indicate the category that best describes your work position

Réponses obtenues : 34 Question ignorée : 0



Choix de réponses	Réponses
Politician/Decision maker	0,00% 0
Policy Adviser	0,00% 0
Public Health	8,82% 3
NGO	5,88% 2
Researcher	55,88% 19
Nurse	2,94% 1
Social worker	0,00% 0
Psychologist	2,94% 1
Physician	14,71% 5

INEBRIA 2016 - Conference Evaluation

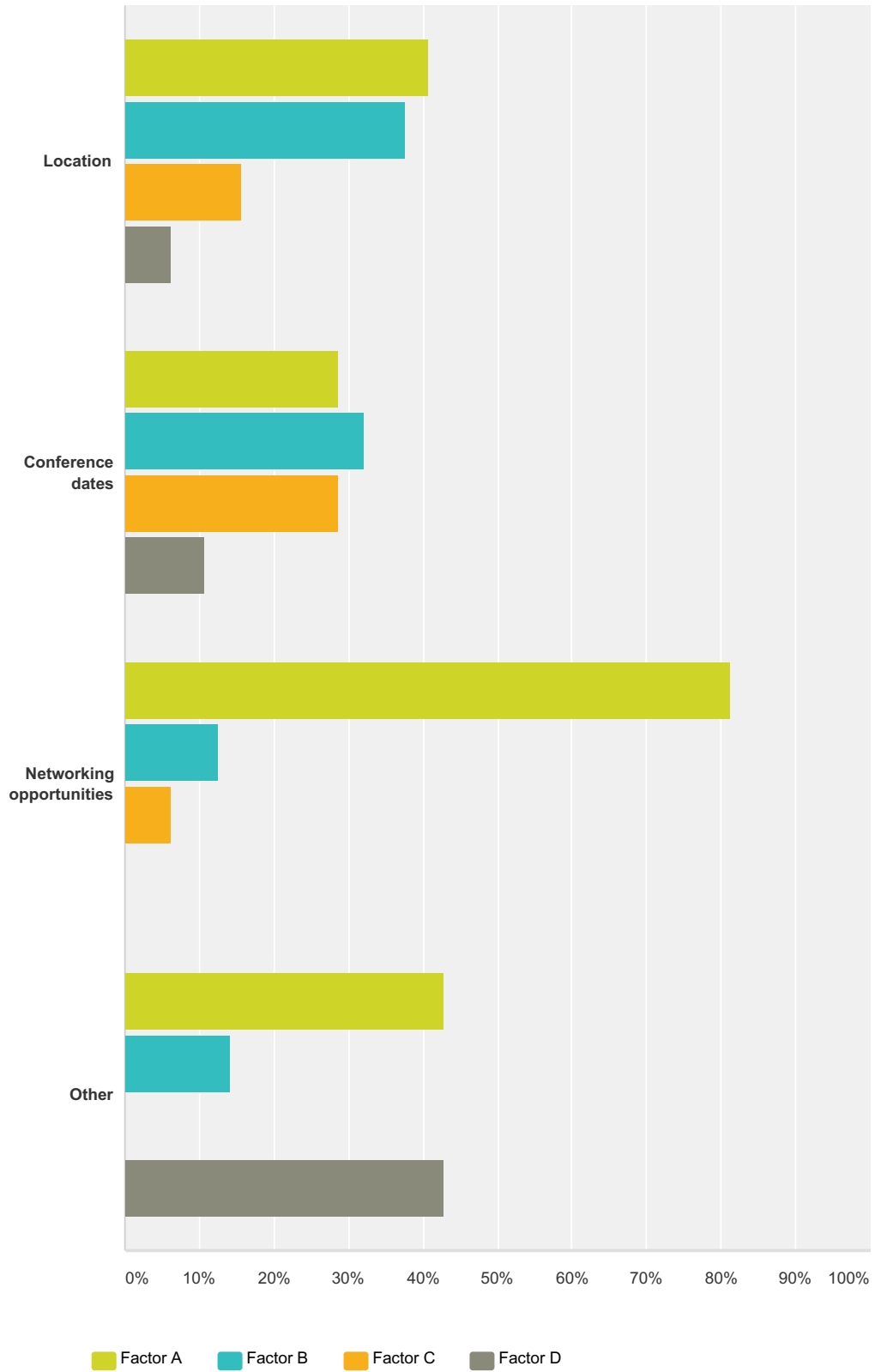
Other	0,00%	0
If other, please mention?	8,82%	3
Total		34

#	If other, please mention?	Date
1	Psychiatrist	29/09/2016 11:05
2	Physician Education	28/09/2016 14:27
3	Registered Nurse	28/09/2016 14:24

Q5 Please check the two most important logistical factors that influenced your decision to attend this conference (Factor A=most important; Factor D=less important)

Réponses obtenues : 34 Question ignorée : 0

INEBRIA 2016 - Conference Evaluation



	Factor A	Factor B	Factor C	Factor D	Total
Location	40,63% 13	37,50% 12	15,63% 5	6,25% 2	32
Conference dates	28,57% 8	32,14% 9	28,57% 8	10,71% 3	28

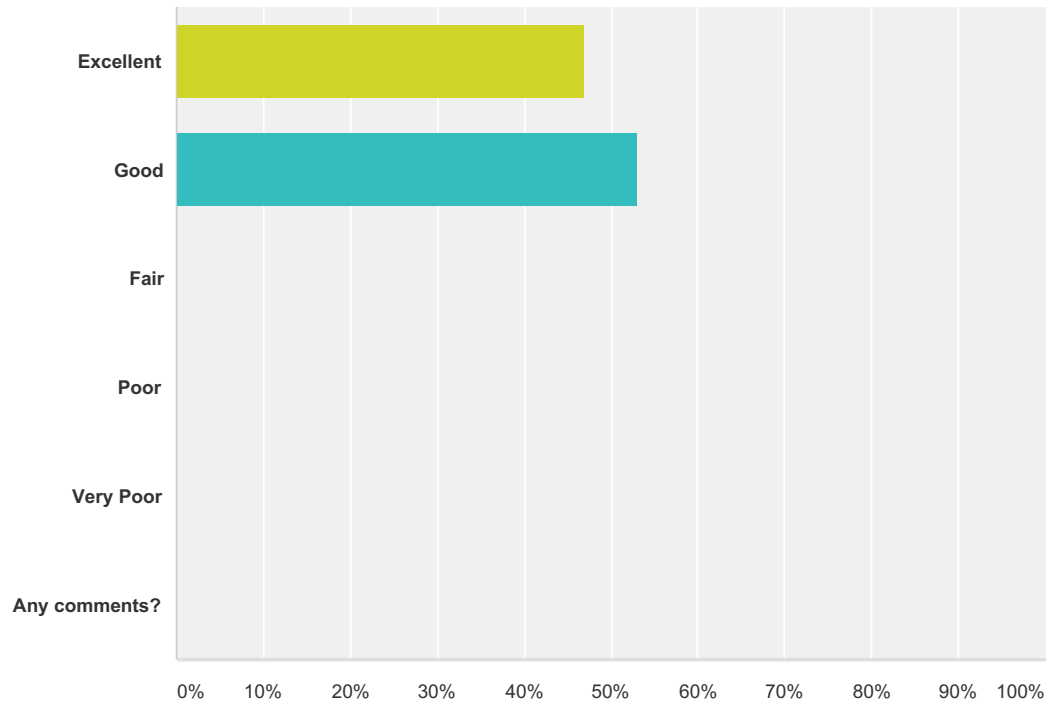
INEBRIA 2016 - Conference Evaluation

Networking opportunities	81,25% 26	12,50% 4	6,25% 2	0,00% 0	32
Other	42,86% 3	14,29% 1	0,00% 0	42,86% 3	7

#	If other, please specify:	Date
1	Obligation	03/10/2016 09:50
2	News about brief intervention and motivational interview	28/09/2016 16:12
3	board meeting	28/09/2016 14:34
4	Scientific Input	28/09/2016 14:22

Q6 Overall impression of the conference?

Réponses obtenues : 34 Question ignorée : 0



Choix de réponses	Réponses
Excellent	47,06% 16
Good	52,94% 18
Fair	0,00% 0
Poor	0,00% 0
Very Poor	0,00% 0
Any comments?	0,00% 0
Total	34

#	Any comments?	Date
	Il n'y a aucune réponse.	

**Q7 The potential impact of the conference:
please rate the following statements.**

Réponses obtenues : 34 Question ignorée : 0

	Not at all satisfied	Somewhat satisfied	Satisfied	Very satisfied	Strongly satisfied	Total
Opportunity for interaction with attendees (colleagues)	0,00% 0	0,00% 0	17,65% 6	38,24% 13	44,12% 15	34
Opportunity for interaction with or by trainees	0,00% 0	3,70% 1	51,85% 14	22,22% 6	22,22% 6	27
Personal competence increased	0,00% 0	0,00% 0	36,36% 12	45,45% 15	18,18% 6	33
Valuable for my daily work activities	0,00% 0	2,94% 1	20,59% 7	38,24% 13	38,24% 13	34
Contributes to improve regional policy	0,00% 0	18,75% 6	50,00% 16	25,00% 8	6,25% 2	32

Q8 Did the conference...

Réponses obtenues : 34 Question ignorée : 0

	Yes	No	Total
Help you to develop a new collaboration?	64,71% 22	35,29% 12	34
Help you to strengthen an existing collaboration?	82,35% 28	17,65% 6	34
Help to develop your SBI research ideas?	85,29% 29	14,71% 5	34
Inspire plans to implement new SBI studies?	76,47% 26	23,53% 8	34

Q9 Administrative Feedback: please rate the following statements.

Réponses obtenues : 34 Question ignorée : 0

	Strongly disagree	Disagree	Neutral	Agree	Strongly agree	Total
I received sufficient information on the conference in advance	0,00% 0	0,00% 0	8,82% 3	64,71% 22	26,47% 9	34
Information via Email was effective	0,00% 0	2,94% 1	5,88% 2	52,94% 18	38,24% 13	34
Information provided on the website was useful	0,00% 0	6,06% 2	15,15% 5	54,55% 18	24,24% 8	33

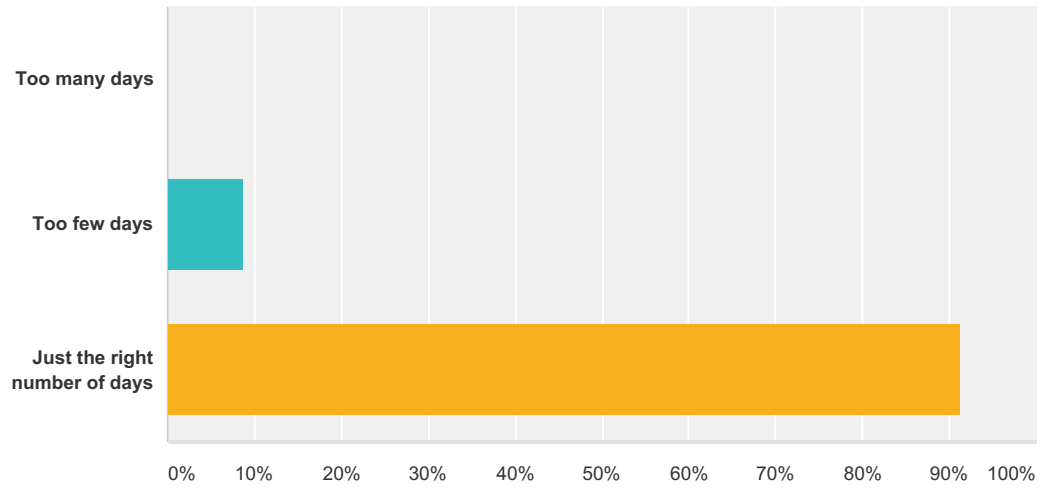
Q10 General Conference Feedback: please rate the following statements.

Réponses obtenues : 34 Question ignorée : 0

	Strongly disagree	Disagree	Neutral	Agree	Strongly agree	Total
The issues raised at the conference were important and useful to deal with	0,00% 0	0,00% 0	2,94% 1	61,76% 21	35,29% 12	34
The duration of each session was appropriate	0,00% 0	2,94% 1	2,94% 1	73,53% 25	20,59% 7	34
The individual presenters had adequate time to present their material	0,00% 0	5,88% 2	11,76% 4	61,76% 21	20,59% 7	34
The subjects covered at this conference were relevant to my work	0,00% 0	0,00% 0	8,82% 3	50,00% 17	41,18% 14	34
The conference provided adequate networking and collaborative opportunities	0,00% 0	0,00% 0	3,03% 1	54,55% 18	42,42% 14	33
The number and length of breaks were adequate	0,00% 0	0,00% 0	5,88% 2	64,71% 22	29,41% 10	34
The social program was attractive	3,23% 1	3,23% 1	29,03% 9	38,71% 12	25,81% 8	31
The concurrent sessions helped me to increase my knowledge and skills	0,00% 0	0,00% 0	9,09% 3	72,73% 24	18,18% 6	33

Q11 Was the conference...

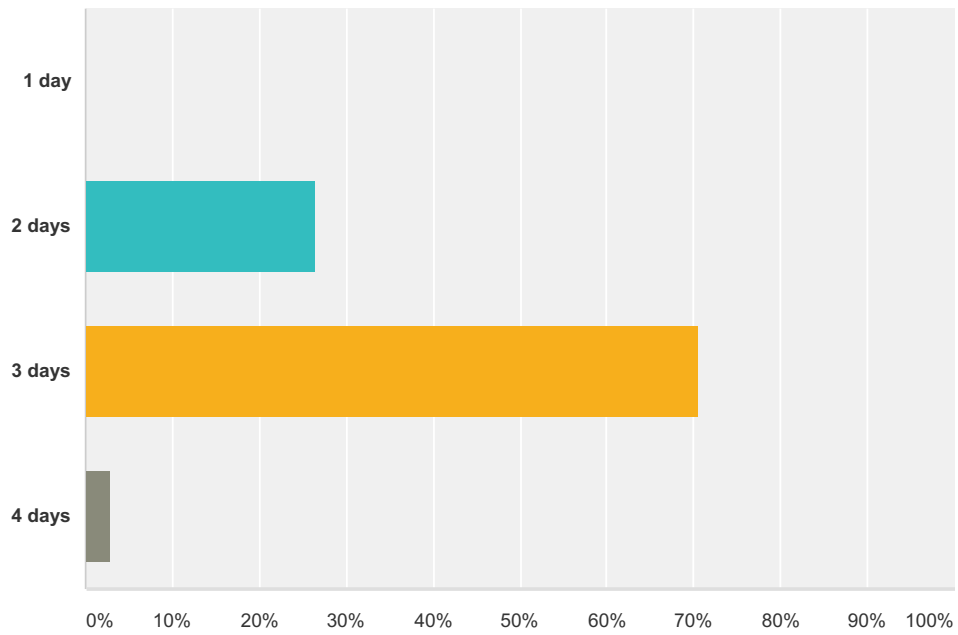
Réponses obtenues : 34 Question ignorée : 0



Choix de réponses	Réponses
Too many days	0,00% 0
Too few days	8,82% 3
Just the right number of days	91,18% 31
Total	34

Q12 How many days should this conference be (including preconference)?

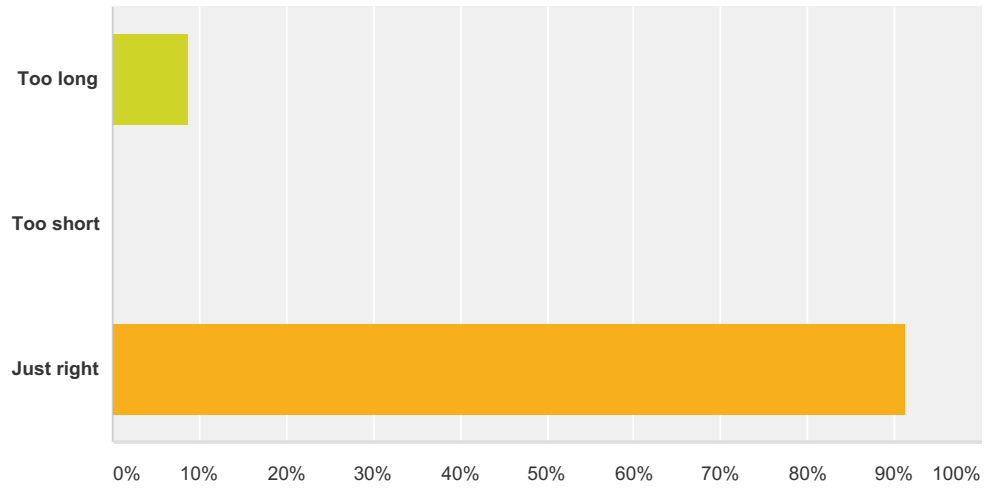
Réponses obtenues : 34 Question ignorée : 0



Choix de réponses	Réponses
1 day	0,00% 0
2 days	26,47% 9
3 days	70,59% 24
4 days	2,94% 1
Total	34

Q13 Were the days at the conference...

Réponses obtenues : 34 Question ignorée : 0



Choix de réponses	Réponses	
Too long	8,82%	3
Too short	0,00%	0
Just right	91,18%	31
Total		34

Q14 Particular Aspects of the Conference: please rate the following statements.

Réponses obtenues : 34 Question ignorée : 0

	Inadequate	Below average	Average	Good	Excellent	Did not attend	Total
Plenary sessions	0,00% 0	2,94% 1	0,00% 0	23,53% 8	73,53% 25	0,00% 0	34
Concurrent oral abstract presentations	0,00% 0	0,00% 0	8,82% 3	47,06% 16	38,24% 13	5,88% 2	34
Concurrent Symposia	0,00% 0	0,00% 0	15,15% 5	30,30% 10	45,45% 15	9,09% 3	33
Concurrent workshop presentations	0,00% 0	0,00% 0	8,82% 3	29,41% 10	29,41% 10	32,35% 11	34
Poster sessions	0,00% 0	3,03% 1	15,15% 5	30,30% 10	36,36% 12	15,15% 5	33
Welcome desk	0,00% 0	0,00% 0	11,76% 4	29,41% 10	55,88% 19	2,94% 1	34
Registration system	0,00% 0	0,00% 0	8,82% 3	50,00% 17	38,24% 13	2,94% 1	34
Lunch	3,13% 1	15,63% 5	21,88% 7	15,63% 5	40,63% 13	3,13% 1	32
Venue (CHUV)	2,94% 1	5,88% 2	29,41% 10	35,29% 12	26,47% 9	0,00% 0	34
Conference dinner (Tribeca)	3,03% 1	3,03% 1	0,00% 0	15,15% 5	36,36% 12	42,42% 14	33
Audio visual equipment	0,00% 0	3,03% 1	15,15% 5	21,21% 7	51,52% 17	9,09% 3	33

Q15 Any comments on the best sessions?

Réponses obtenues : 9 Question ignorée : 25

#	Réponses
1	It was wonderful to see Dr. Rollnick role-playing with a simulated patient. Learned a lot from observing.
2	Plenaries were excellent
3	Eileen Kaner
4	I enjoyed the simulated patient in Steve Rollnick's plenary - she was a star
5	Plenaries were the best sessions
6	Generally excellent esp Gail D'Onofrio and EileenKaner
7	All plenary presentations were excellent.
8	no
9	The session by Janice Pringle was excellent!

Q16 Any comments on the worst sessions?

Réponses obtenues : 8 Question ignorée : 26

#	Réponses
1	Some sessions were difficult to hear due to background noise.
2	None
3	n/a
4	Workshop 1 - pretty weak& timetabled against information tech & SBI which was relevant to the same audience
5	The medical students were very noisy and disruptive on day 1 of the conference and this impacted on quality of discussion at some of the sessions.
6	no
7	N/a
8	Sometimes too many egos

Q17 Any comments on the format of the overall conference?

Réponses obtenues : 11 Question ignorée : 23

#	Réponses
1	Excellent
2	The conference was well organized and I really enjoyed it. Thank you for an inspiring INEBRIA conference 2016!
3	Good
4	Very good!
5	great
6	Excellent conference
7	Expensive for 2 conference days - but all the material was high quality
8	Workshops were scheduled to appear in an auditorium. This type of venue is not suitable for a workshop. Workshops should have been held in classrooms so that small group work could be performed.
9	no
10	It had good structure and a mixture of formats
11	Very well done

Q18 Any recommendations for future conference format and content?

Réponses obtenues : 8 Question ignorée : 26

#	Réponses
1	This is about right
2	Reducing fees!
3	keep on keeping on
4	Very limited dietary options: at the expensive end of conferences for 2 days
5	More time for cultural activities
6	no
7	It was excellent thank you
8	More events for new and developing researchers, great to hear from the established but often this takes over and we dont hear enough from those who are our future